


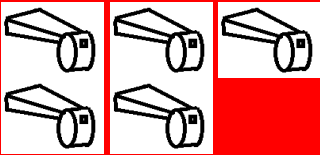


Safety - Sound Signals

These are the sound signals used by the Director of Shooting (DOS).

The DOS is in control of shooting on the field of play and you must obey the commands of the DOS.

2 Blasts		Signal to get ready . You may move from the waiting line to the shooting line, pick up your bow and nock an arrow but do not raise your bow or release (loose) an arrow.
1 Blast		Signal to commence shooting . This signal is given approximately 10 seconds after the “get ready” signal. Undertake an additional check of the field of play that it is clear before shooting.
3 Blasts		Signals the completion of shooting . Stop shooting immediately. You may not release an arrow after the first of the 3 blasts have sounded. Check all archers have stopped shooting and then you may move forward to score and collect your arrows.
More than 3 blasts		Emergency signal . Immediately cease shooting. Even if an archer is at full draw and about to release they must let down and wait for instructions.